



- ▶ **Multifunctional**
- ▶ **Reversible Frame**
- ▶ **Surface Mount**
- ▶ **Flush Mount**
- ▶ **Tile-able**
- ▶ **Exclusive Locking Mechanism**



**SACHWIN**  
SACHWIN PRODUCTS, INC

[www.sachwin.com](http://www.sachwin.com)




**REVERSIBLE  
ACCESS PANEL**

- Eliminates Costly Repairs
- Easy Installation
- Non-corrosive

Access Able's reversible, multifunctional access panels boast an impressive, high performance, patented design. Our superior access panels are produced from precision dies for a perfect fit of lid to frame. Water-tight molded corners ensure maximum protection from the elements. Our exclusive locking mechanism helps prevent small children from exploring dangerous areas. Reinforced ribs eliminate door sag when used on ceilings and angled walls.

**4" x 6" PANEL**

The AP46 Access Panel is the most versatile small access panel. The door has designated drill points and "knockouts" for easy wiring installation and to avoid confusion with bundle wiring.



AP46 - 4" x 6" Panel



AP69 (top) and AP88 (right) feature drill points and knockouts as well.



**SURFACE MOUNT  
PRESS-IN REPLACEMENT**

Replaces old rusted, kinked, missing or destroyed metal access panels. Usually a press-in fit. See #AP1414

**FLUSH MOUNT**


Mounts to rough framing on new construction. Flanged nailed face down gives guide for plaster, stucco, dry wall and tile build ups.

**TILE-ABLE APPLICATION**

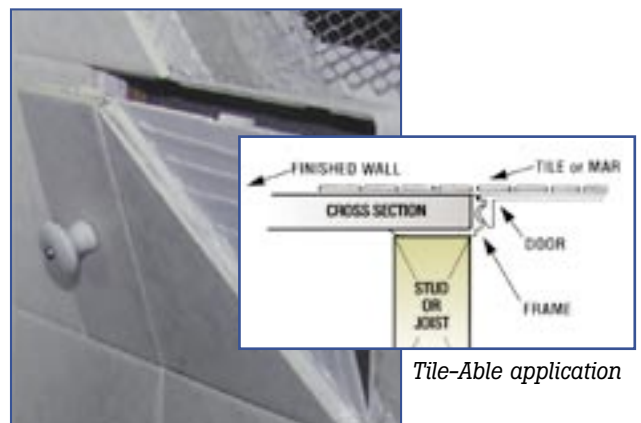
Use flexible adhesive and grout on door. Adjust frame height to finished wall



Surface Mount



Flush Mount



Tile-able application

SIZE SPECIFICATIONS				
Part #	Wall Opening	Actual Door Size	Frame Size to Outer Flange	Case Qty.
AP46	4-1/4" x 6-1/4"	4" x 6"	5-1/4" x 7-1/4"	12
AP69	6-3/8" x 9-3/8"	6" x 9"	8-1/4" x 11-1/4"	6
AP88	8-3/8" x 8-3/8"	8" x 8"	10-1/4" x 10-1/4"	6
AP1414	14" x 14"	13-3/4" x 13-3/4"	17" x 17"	6
AP1429	14-1/4" x 29-1/2"	13-3/4" x 29"	17" x 32-1/4"	6

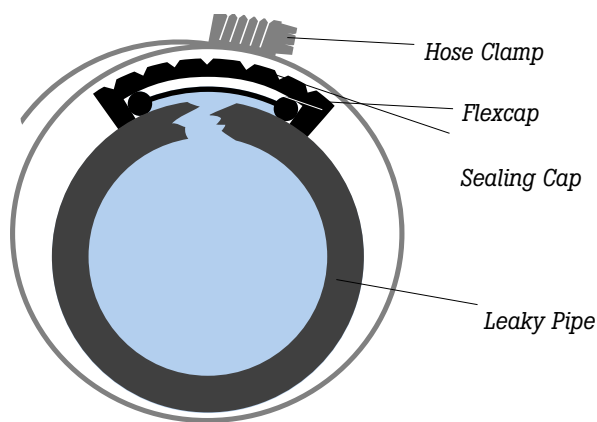


**Universal Rigid Pipe Repair System**

**PA154**



**PA51**



**PatchAbles** is a universal repair system for rigid pipes. It temporarily repairs up to 3/8" diameter punctures, blowouts and corrosive leaks effectively in mid-sections of pipes. The PatchAbles components consists of:

1. a universal Flexcap
2. an elastomeric Sealing Cap and
3. appropriately sized stainless steel hose clamp to match the diameter of the damaged pipe

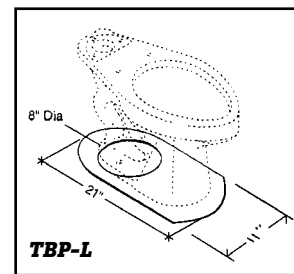
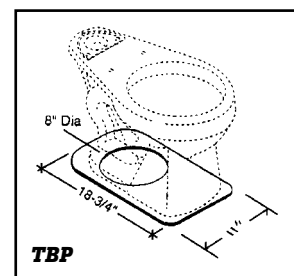
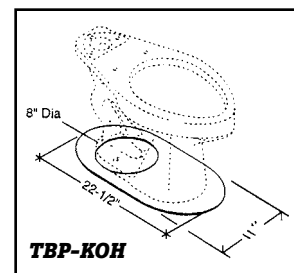
The PatchAbles system effectively repairs the damaged pipe by sealing off the affected area. The Flexcap/Sealing Cap assembly effectively encapsulates and seals off the leak, with the Sealing Cap membrane ensuring isolation and confinement of the leak. The hose clamp maintains necessary pressure to the assembly to complete the seal until final repairs.

**PA51 KIT** For temporary repairs of 1/2" to 1" rigid pipes. 3/kit 12/carton

**PA154 KIT** For temporary repairs of 1-1/2" to 4" rigid pipes. 3/kit 12/carton

# TOILET™ Base Plate

## SPECIFICATIONS AND INSTALLATION



Patents pending.

**T**oilet Base Plate is a new, stain concealing system which gives a finished look to your low-flush toilet.

Now you can eliminate the need for costly floor replacements. The plate is non-corrosive, provides a clean, professional look and easily installs.

These toilet base plates may be stacked by using the aligning pegs molded into the plate. By stacking the plates you may overcome the problem of a toilet that rocks on a hub that has been set too high.

**SACHWIN**  
SACHWIN PRODUCTS, INC.

P.O. Box 1366, Torrance, CA 90505  
[www.sachwin.com](http://www.sachwin.com)

© SACHWIN Products, Inc. All Rights Reserved.  
U.S. patent #4890418, #5355626, other U.S. and Foreign patents pending. Printed in U.S.A.

Available at:

**PRO PRODUCTS**  
**SALES**  
<http://www.ProProductsSales.com>

P.O. Box 337406  
North Las Vegas, NV 89033-7406  
800.464.2443 or 702.456.3340 phone  
888.464.2443 or 702.456.3352 fax

MADE IN THE USA